

PERRY

Perry State Park is located 18 miles northeast of Topeka on Highway 237. The state park has two areas totaling 1,597 acres

located on the southwestern shores of Perry Reservoir. Combined with the 12,500-acre reservoir and nearby 11,000-acre wildlife area, this

state park is well situated to accommodate any outdoor preference.

CAMPGROUNDS

Park facilities include more than 300 campsites, two boat ramps with courtesy docks, five shower houses, many restroom facilities, two dump stations, 10 group shelter houses available for reservation, four rental cabins, and a fish grinder/cleaning station. Eighty-five percent of park roads are paved. The park trail system includes more than 40 miles of trails. Perry also offers a swimming beach with a beach house. Open beach hours are 6 a.m. to 9 p.m.

The park has 11 campgrounds. Four camp-

grounds offer campsites with electric and water hook-ups. In all, there are 102 electric/water campsites and 200 primitive campsites. Several prime sites are available in the Cougar Pass Campground. Eagle Landing Campground has specific sites available for long-term camping. Equestrian camping is available in Wild Horse Campground. All campsites are available on a first-come, first-served basis. Campsites may not be reserved.

TRAILS

Perry State Park offers many facilities for the enjoyment of visitors. One of the parks' most attractive features is the extensive trail system in place for hiking, biking, and horseback riding. The park trail system has more than 40 miles of

trails available for use. Trails include 15 miles of bike trails, 25 miles of horse trails, and a 1.5-mile nature trail. A more detailed brochure highlighting these trails is available by contacting the park office.

CABINS

Perry State Park offers four cabins available for reservation. These have many of the conveniences of home. One cabin is ADA compliant. All cabins accommodate four people comfortably and are fully furnished. Renters must supply food, bedding, and toiletries. Reservations and additional information can be obtained by calling the park office.

WILDLIFE AREA

Perry Wildlife Area provides abundant wildlife watching opportunities due to its diversity of habitats. Non-game species are plentiful and include numerous species of mammals, birds, reptiles, amphibians, and insects. Large numbers of migratory waterfowl and shorebirds may be observed on area marshes during migration periods. Many birders make the area a routine stop.

FEES

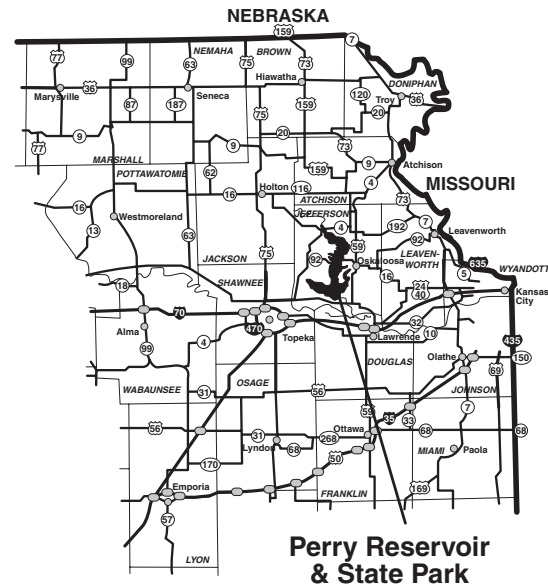
Fees required for Perry State Park include vehicle permits, camping and utility permits, special event permits, and reservations. All permits must be purchased from the state park office before facilities can be used. If the park office is closed, permits can be purchased from the gatehouse, camp hosts, or from one of four self-pay stations located throughout the park.

THINGS TO REMEMBER

Vehicles are permitted on maintained roads only.

Primitive camping is permitted, but please take your trash with you.

Consult area information signs for additional rules and regulations on the area. Special regulations may be in effect.




General Area Map

Equal opportunity to participate in and benefit from programs described herein is available to all individuals without regard to race, color, national origin, sex, religion, age or disability. Complaints of discrimination should be sent to Office of the Secretary, Kansas Department of Wildlife and Parks, 1020 S Kansas Ave. Suite 200, Topeka, KS 66612-1327 06/07

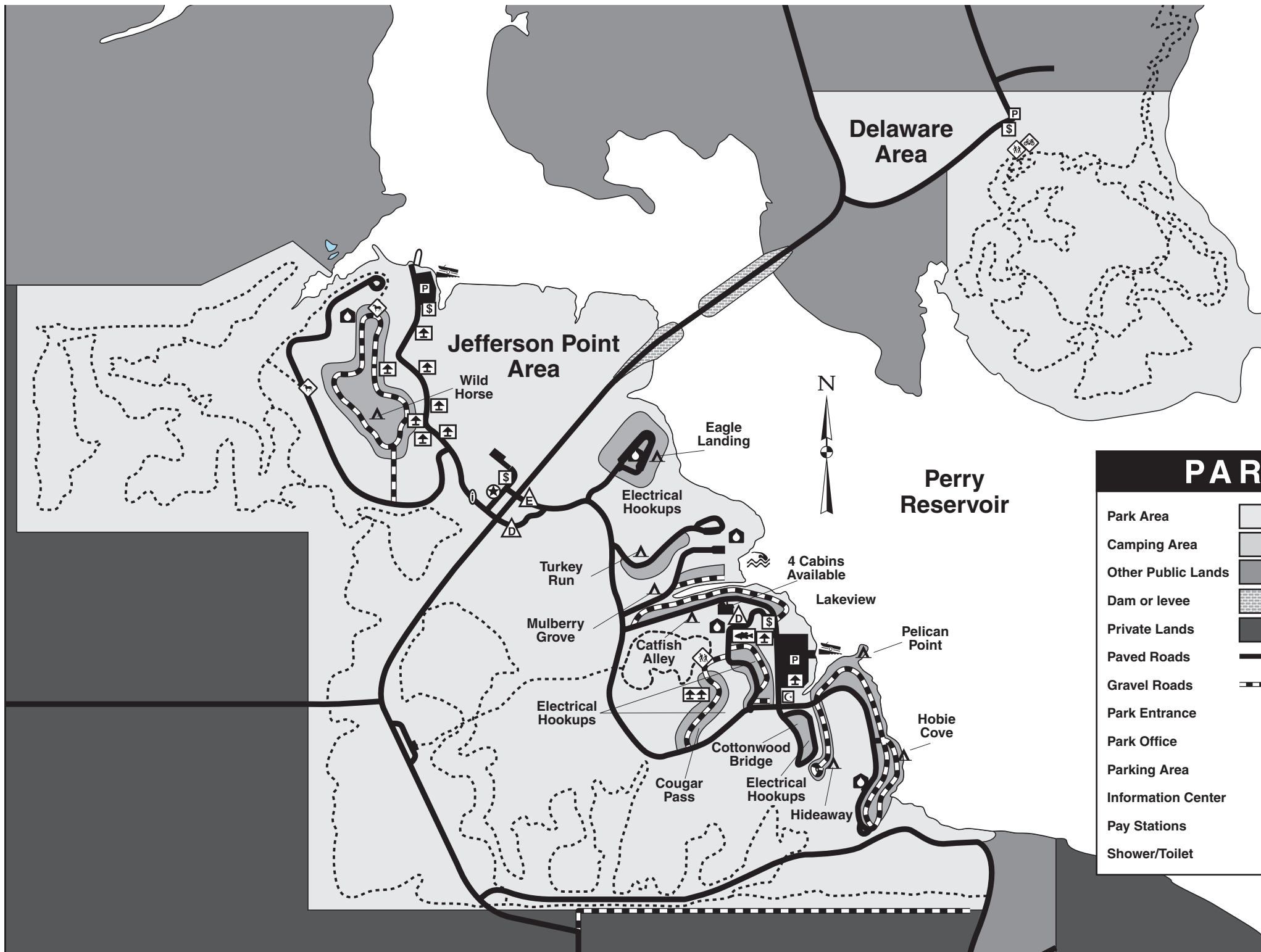
Perry

State Park



Perry State Park
5441 West Lake Rd.
Ozawkie, KS 66070
(785) 246-3449 (Park Office)
(785) 273-6740 (Regional Office)
e-mail:
PerrySP@wp.state.ks.us (Park)
Department Website:
www.kdwp.state.ks.us

PERRY State Park



PARK LEGEND			
Park Area		Vault Toilet	
Camping Area		Trailer Dump Station	
Other Public Lands		Boat Ramps	
Dam or levee		Dock/Pier	
Private Lands		Fish Cleaning Station	
Paved Roads		Swimming Area	
Gravel Roads		Modern Cabins (4)	
Park Entrance		Shelter	
Park Office		Shelter Group	
Parking Area		Camping Primitive	
Information Center		Trail/Trailhead Hiking	
Pay Stations		Trail/Trailhead Bike	
Shower/Toilet		Trail Equestrian	