

# DOUGLAS

Douglas State Fishing Lake is located approximately 1 mile north and 2 miles east of Baldwin City. The lake is

180 surface acres in size and is surrounded by a 538-acre wildlife area. Construction on the lake began in 1962 and was completed

in 1963 when the area was opened to the public.

## FISHING and BOATING

Douglas State Fishing Lake contains a variety of man-made fish habitat, including brushpiles, old bridges, and rock reefs. Fair to good populations of channel catfish, flathead catfish, and common carp are found in the lake. Other fish species include large-mouth bass, bluegill, and white crappie.

Special regulations, such as creel and length limits, may be in effect for certain species. Be sure to check the Kansas Fishing Regulations Summary as well as signs and posted notices on area information boards.

Any size of boat may be used on the lake for fishing only. Speed should be reasonable and prudent. Remember, all state and federal boating regulations apply on the lake. Boat ramps are located on both the east and west sides of the lake. Two floating docks and a handicapped accessible fishing dock are available.

## HUNTING and WILDLIFE

Hunting methods at Douglas State Fishing Lake are restricted to shotgun and archery only. Any use of rifles, including muzzleloaders, and handguns is prohibited.

The wildlife area surrounding Douglas State Fishing Lake is primarily timbered and is open for all hunting seasons. Deer, turkey, squirrels, and migrating waterfowl provide hunting opportunities. Other wildlife that may be seen include furbearers, amphibians, reptiles, and both resident and migrating songbirds. Hunters and trappers are reminded to be considerate of other public users as well as neighbors with domestic pets.

## CAMPING

Camping on the area is free to the public. Camping is allowed in designated areas on the west side of the lake. No electrical or water hookups are available. Campfires are allowed but must be contained in provided metal fire rings in designated areas.



## THINGS TO REMEMBER

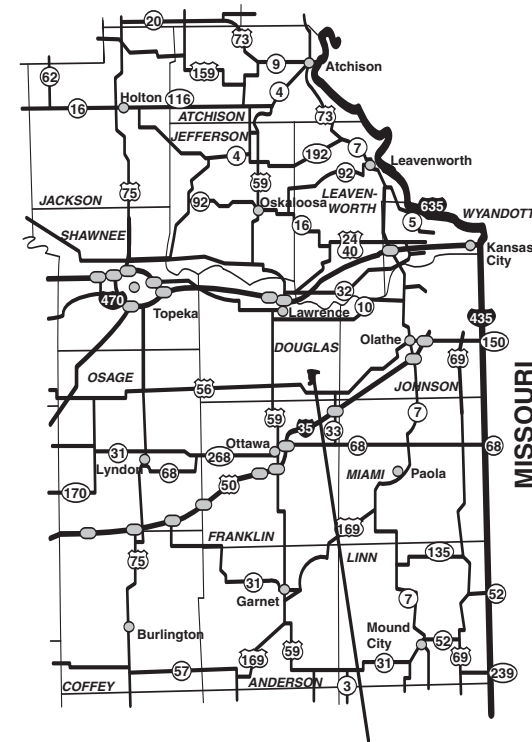
All alcohol beverages, including cereal malt, are prohibited.

Please take all your trash with you. Everything you bring onto the area should be taken with you when you leave.

Target shooting, off-road vehicle use, and horse riding are prohibited.

Campfires in provided metal rings only.


Area users are encouraged to check area information boards for the most up-to-date regulations and posted notices.



Douglas State Fishing Lake  
General Area Map

Equal opportunity to participate in and benefit from programs described herein is available to all individuals without regard to race, color, national origin, sex, religion, age or handicap. Complaints of discrimination should be sent to Office of the Secretary, Kansas Department of Wildlife and Parks, 1020 S Kansas Ave. Suite 200, Topeka, KS 66612-1327 11/05

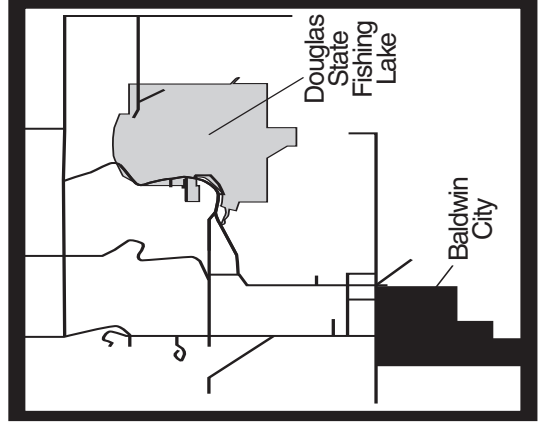
# Douglas State Fishing Lake



Douglas State Fishing Lake  
24421 Parallel Rd.  
Tonganoxie, KS 66086  
(785) 845-2665 (Area Manager)  
(785) 273-6740 (Regional Office)

Department Website:  
[www.kdwp.state.ks.us](http://www.kdwp.state.ks.us)

# DOUGLAS STATE FISHING LAKE



(Authorized Vehicles Only)

DAM

ADA Toilet

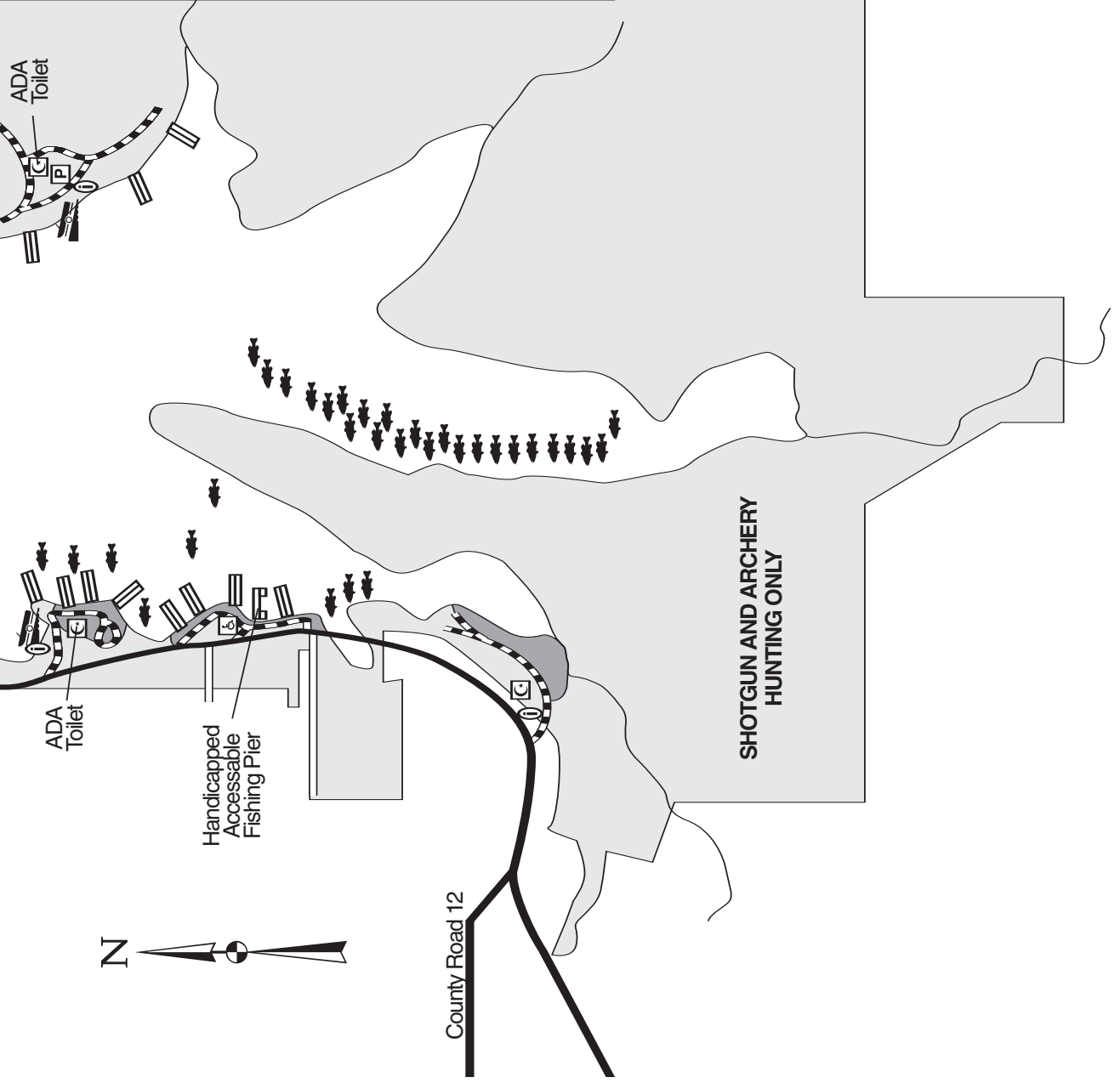
ADA Toilet

Handicapped Accessible Fishing Pier



County Road 12

SHOTGUN AND ARCHERY HUNTING ONLY



## LEGEND

|  |  |  |                                     |
|--|--|--|-------------------------------------|
|  | Public Use Area (Hunting Allowed Shotgun/Archery Only) |  | Fish Attractor                      |
|  | Primitive Camping Area                                 |  | Fishing Pier (Earthen)              |
|  | Boat Ramp  |  | Fishing Pier (Floating)             |
|  | Parking  |  | Pit Toilet                          |
|  | Information Center                                     |  | Pit Toilet (Handicapped Accessible) |
|  | Paved Road   |  |                                     |
|  | Gravel Road  |  |                                     |